



W/C 6th December, we will be sharing the story:

One Snowy Night by Nick Butterworth



Our key vocabulary for the week will be:



Since the snowfall we received last week, the children have shown an interest in all things **winter** related. They will develop an understanding of the changes in weather, how ice melts and how to keep ourselves warm when it's cold.


Have fun at home!

Some animals live in cold places around the world. Draw a picture or create something that shows an animal living in a cold place and find out a fact to share with the class about your animals. You can bring in your creations to share with the class or send them via Tapestry / Class Dojo.



One Snowy Night

Help your child to deepen their understanding of the story 'One Snowy Night' by watching this YouTube clip.



<https://www.youtube.com/watch?v=vChCLsf6DEs>

Winter Crafts

Keep your cardboard tubes, boxes etc, and collect sticks on the way to school and bring them in to make our winter crafts.



- **Quick reminder:** Please remember you only need to bring to school your reading book, personal organiser, water bottle and lunch box (if you choose to have sandwiches).
- **PE Days** are **Thursdays and Fridays**. Please come to school wearing your PE kit.
- **Plea!** In order for us to enjoy the Autumn/Winter seasons, please could you provide waterproofs for your child to wear during outdoor learning?